



1. I have been told about the study and I know why it is being done and what to do. I know that I do not have to do it if I do not want to. If I have questions I can ask my teacher. I know that I can stop at any time.


		Response Percent	Response Count
I understand and will begin the survey.		100.0%	29
I would rather not do it.		0.0%	0
answered question			29
skipped question			0

2. Where do you go to school?






	Response Percent	Response Count
PS 12	0.0%	0
PS 14	0.0%	0
PS 19	0.0%	0
PS 30	0.0%	0
PS 54	0.0%	0
PS 76	0.0%	0
PS 92	0.0%	0
PS 111	0.0%	0
PS 127	0.0%	0
PS 151	0.0%	0
PS 153	0.0%	0
Al-Iman School	0.0%	0
Al-Manoor School	0.0%	0
Bais Yaakov Academy	0.0%	0
Bnos Malka Academy	0.0%	0
El-Ber Islamic School	0.0%	0
Machon Academy	0.0%	0
Our Lady of Mercy	0.0%	0
Our Lady of Sorrows	0.0%	0
Queens Academy HS	0.0%	0
Queens Lutheran School	0.0%	0
Razi School	0.0%	0
Redeemer Lutheran	0.0%	0

Resurrection Ascension School	0.0%	0
St. Adalbert	0.0%	0
St. Francis of Assisi School	0.0%	0
St. John Lutheran School	0.0%	0
St. Kevin School	0.0%	0
St. Mel School	0.0%	0
St. Nicholas of Tolentine	 100.0%	29
St. Raphael School	0.0%	0
Sacred Heart School	0.0%	0
Shaarei Zion Ohel Bracha	0.0%	0
Tiferes Torah Institute	0.0%	0
Yesheiva Tifereth Moshe	0.0%	0
Yeshivat Our Haim	0.0%	0
IS 5	0.0%	0
IS 10	0.0%	0
IS 61	0.0%	0
IS 72	0.0%	0
IS 73	0.0%	0
IS 77	0.0%	0
IS 89	0.0%	0
IS 91	0.0%	0
IS 93	0.0%	0
IS 125	0.0%	0
IS 126	0.0%	0
IS 141	0.0%	0




IS 144	0.0%	0
IS 145	0.0%	0
IS 157	0.0%	0
IS 185	0.0%	0
IS 189	0.0%	0
IS 204	0.0%	0
IS 217	0.0%	0
IS 230	0.0%	0
IS 237	0.0%	0
Other	0.0%	0
other school (please specify)		0
answered question		29
skipped question		0

3. What grade are you in?			
		Response Percent	Response Count
3		100.0%	29
4		0.0%	0
5		0.0%	0
answered question			29
skipped question			0


4. How often do you use your computer at home for homework?

		Response Percent	Response Count
I don't have a computer at home		0.0%	0
I don't use my home computer for homework		62.1%	18
A few times a year		3.4%	1
About once a month		3.4%	1
About once a week		20.7%	6
Almost every night		10.3%	3
answered question			29
skipped question			0

5. Compared to last year, this year my teachers are using computers...

		Response Percent	Response Count
less		3.4%	1
about the same amount		6.9%	2
more		89.7%	26
answered question			29
skipped question			0



6. Compared to last year, this year students in my grade are using computers...

		Response Percent	Response Count
less		0.0%	0
about the same amount		93.1%	27
more		6.9%	2
answered question			29
skipped question			0


7. During this school year, how much time per week did you spend using computers in your class(es)?

		Response Percent	Response Count
Not at all		0.0%	0
Once a week		96.6%	28
2 times a week		3.4%	1
3 or 4 times a week		0.0%	0
Every day		0.0%	0
answered question			29
skipped question			0


8. During this school year, I typed up reports and assignments.

		Response Percent	Response Count
Yes		3.6%	1
No		96.4%	27
answered question			28
skipped question			1



9. During this school year, I made spreadsheets and graphs.

		Response Percent	Response Count
Yes		0.0%	0
No		100.0%	28
answered question			28
skipped question			1



10. During this school year, I used blogs to communicate with other students and teachers

		Response Percent	Response Count
Yes		0.0%	0
No		100.0%	28
answered question			28
skipped question			1



11. During this school year, I did research on the Internet for a report or assignment.

		Response Percent	Response Count
Yes		0.0%	0
No		100.0%	28
answered question			28
skipped question			1



12. During this school year, I made a PowerPoint presentation.

		Response Percent	Response Count
Yes		0.0%	0
No		100.0%	28
answered question			28
skipped question			1



13. During this school year, I used the computer to make a graphic novel.

		Response Percent	Response Count
Yes		0.0%	0
No		100.0%	28
answered question			28
skipped question			1



14. During this school year, I took a test on the computer.

		Response Percent	Response Count
Yes		3.6%	1
No		96.4%	27
answered question			28
skipped question			1



15. During this school year, I used a computer program to improve my study skills or learning skills.

		Response Percent	Response Count
Yes		92.9%	26
No		7.1%	2
answered question			28
skipped question			1



16. During this school year, I made or listened to a podcast.

		Response Percent	Response Count
Yes		3.6%	1
No		96.4%	27
answered question			28
skipped question			1



17. During this school year, I made or edited a webpage or worked in a web environment, like a wikispace.

		Response Percent	Response Count
Yes		0.0%	0
No		100.0%	28
answered question			28
skipped question			1



18. This school year, I collected data using equipment that go with the computer, like probes or PDAs.

		Response Percent	Response Count
Yes		0.0%	0
No		100.0%	28
answered question			28
skipped question			1








19. This school year, I made or edited a video or movie.

		Response Percent	Response Count
Yes		0.0%	0
No		100.0%	28
answered question			28
skipped question			1

20. During the past school year, I created or contributed to a web-based map or timeline.

		Response Percent	Response Count
Yes		0.0%	0
No		100.0%	28
answered question			28
skipped question			1

21. In which subjects do you use technology. (Check all that apply)

		Response Percent	Response Count
Math		14.3%	4
Sciences		10.7%	3
English Language Arts		3.6%	1
Social Studies		10.7%	3
Art		14.3%	4
Music		7.1%	2
Physical Education/Gym		0.0%	0
ESL or ELL		0.0%	0
Computer Class		92.9%	26
Multi-Media		0.0%	0
None of the Above		0.0%	0
Other (please specify)			0
answered question			28
skipped question			1

22. Do you know how to use the following equipment, applications or web sites?

	Yes	No	Response Count
Digital camera or video	0.0% (23)	0.0% (5)	0
Audacity or GarageBand	0.0% (2)	0.0% (26)	0
iMovie or Movie Maker	0.0% (2)	0.0% (26)	0
Wikispaces	0.0% (5)	0.0% (23)	0
Teacher/Classroom Blogs	0.0% (24)	0.0% (4)	0
Google Maps	0.0% (6)	0.0% (22)	0
Comic Life	0.0% (1)	0.0% (27)	0
NYLearns	0.0% (1)	0.0% (27)	0
answered question			28
skipped question			1

23. How much do you agree with these statements?

	I agree	I'm not sure	I disagree	Rating Average	Response Count
I am able to learn more when I use computers in my school.	0.0% (13)	0.0% (10)	0.0% (5)	0.00	0
I work harder on my assignments when I am using a computer.	0.0% (2)	0.0% (12)	0.0% (14)	0.00	0
I would be a better student if I got to use technology more in school.	0.0% (6)	0.0% (5)	0.0% (17)	0.00	0
Teachers in this school know a lot about how to use computers to help students learn more.	0.0% (23)	0.0% (4)	0.0% (1)	0.00	0
There are enough computers in my school for students to use for their schoolwork.	0.0% (4)	0.0% (3)	0.0% (21)	0.00	0
I am using computers in my class (es) in ways that other students in this school are not.	0.0% (24)	0.0% (3)	0.0% (1)	0.00	0
I have shown other students how to do things with computers.	0.0% (7)	0.0% (6)	0.0% (15)	0.00	0
I have shown a teacher how to do things with computers.	0.0% (1)	0.0% (3)	0.0% (24)	0.00	0
I use computers more in my class (es) than other students in this school	0.0% (4)	0.0% (17)	0.0% (7)	0.00	0
answered question					28
skipped question					1